

Typical Arrangement

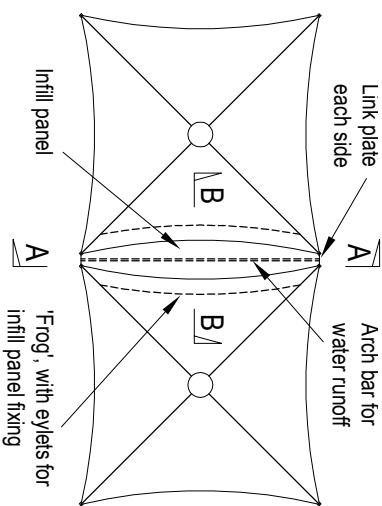
The linkage system enables these individual umbrellas to be joined together, providing expanded all-weather shade and shelter.

The linkage system can be applied to all square models in the Centra and Leva series.

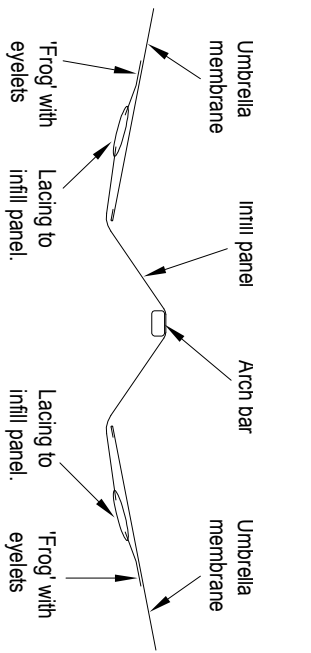
The hexagonal and truncated square models can also be linked in special applications. (see below)

Typical Configuration

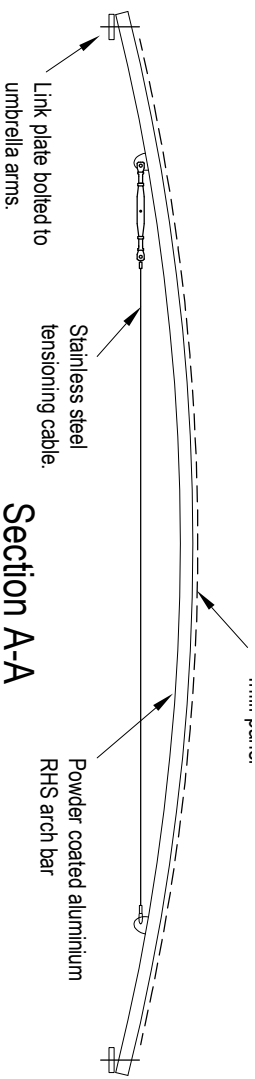
The standard spacing between umbrellas is 4' clear. The minimum spacing between umbrellas is 2' clear. The maximum spacing between umbrellas is 3' clear. Up to 1' clear space uses a mild steel plate link. Over 1' clear space requires an aluminum RHS link.



Plan - Linked Umbrellas

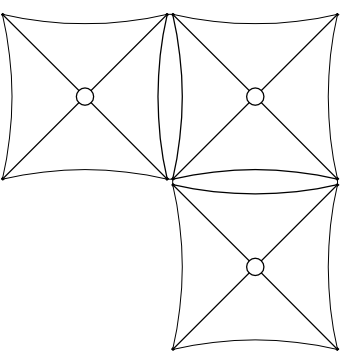


Section B-B

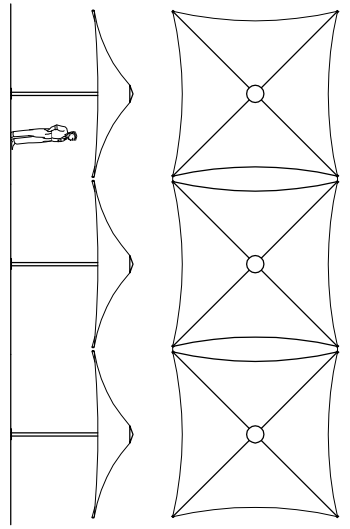


Typical Link Details

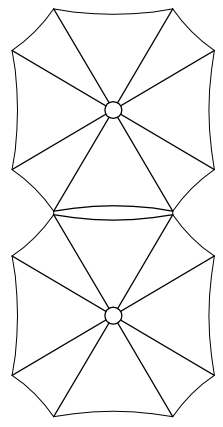
Section A-A



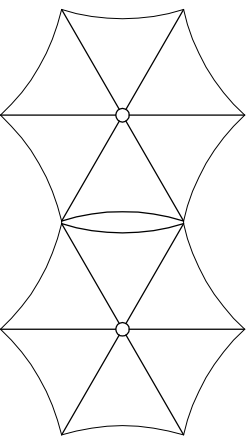
U Shaped Configuration



Straight Row Configuration



Truncated Square Umbrella - Model CTS43



Hexagonal Umbrella - Model CH57

Typical Link Configurations

Typical Linking Details Architectural Umbrellas

Birdair Inc.

Linked Infills

LNK-TYP-07_10



www.birdairumbrellas.com sales@birdairumbrellas.com